

EDJ
Stainless Steel Chairs





 **WORKSEATS**[®] Technology


Special areas need special materials. Edj stainless steel WORKSEATS[®] are designed for “wash” down environments. All metal parts are made of stainless steel. Height adjustment of the seat pan is accomplished with a concentric taper of the solid stainless steel rod.

- Polyurethane seat and backrest.
- Seat angle adjustment +/- 4 degrees.
- Adjustable backrest.
- Optional stainless steel step rail available.

EDJ

Stainless Steel Chairs

	Model #	Description
	WS1410	Low Profile, Stainless Steel Work Seat, with Polyurethane Seat and Backrest. Manual Adjustment of seat height and backrest tilt. Height Adjustment 17" to 24".
	WS1411	High Profile, Stainless Steel Work Seat, with Polyurethane Seat and Backrest. Manual Adjustment of seat height and backrest tilt. Height Adjustment. 24" to 34".

	Model #	Description
	WS4290	Stainless Steel Standing Support with Polyurethane Cushioned Work Seat. Manual Height Adjustment 21" to 32".

Features:

The molded polyurethane backrest surface promotes air circulating breathe-ability for maximum comfort.



Seat angle adjustment -4 to +10 degrees.



All metal parts are made of stainless steel convenient for wash down settings.



A Division of NSS Enterprises, Inc.

Phone: 800.889.4049
 Fax: 419.578.2274
 3115 Frenchmens Road
 Toledo, Ohio 43607-2958
www.milagon.com

Distributed
by: